

GD/XP Syringe Filters

FILTRATION DEVICES

committed to
brands.

Whatman™ GD/XP Disposable Syringe Filters are designed for use with hard-to-filter samples that require inorganic ion analysis, as levels of ion extractables are minimized.

GD/XP Syringe Filters contain three filtration layers, including a two layer prefilter stack comprised of 20 µm and 5 µm polypropylene filters and a final membrane filtration layer positioned below the prefilter stack.

GD/XP Syringe Filters benefits:

- Increase flow rates and reduce blockage as a result of the two layer prefilter stack
- Eliminate sample contamination
- Requires less hand pressure, even for samples with a high level of particulates
- Process three to seven times more sample volume
- Reduce costly exchanges with extended filter life

Applications

- HPLC sample preparation
- Trace metal analysis
- Sample preparation prior to dissolved heavy metals

Table 1. Characteristics of GD/XP Syringe Filters

Housing	Polypropylene (pigment-free)
Filtration area	4.6 cm ²
Maximum pressure	5.2 bar (75 psi)
volume 'hold-up':	
Full housing	1.4 ml
With air purge	250 µl (approx)
Dimensions	20.8 × 30.0 mm
Weight	3 g (approx)
Flow direction	Flow should enter from the inlet
Inlet connection	Female luer lock
Outlet connection	Male luer
Sterilization	Autoclave at 121°C (131°C max) at 15 psi for 20 min
Biosafe	All materials pass USP Class VI
Prefiltration media	PP 20 µm : 5 µm



Fig 1. 25 mm diameter GD/XP Syringe Filters are outstanding for inorganic ion analysis

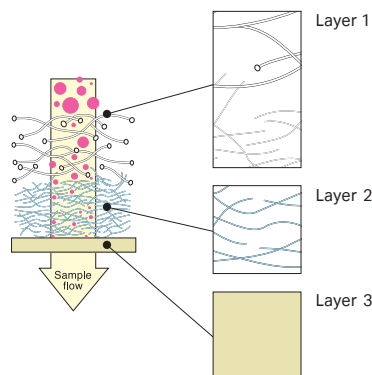
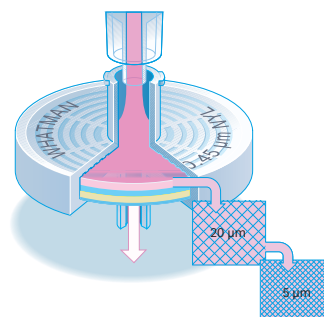


Fig 2. GD/XP Syringe Filters contain 3 filtration layers which substantially reduce blockage and increase volume throughput. Layer 1 is a 20 µm polypropylene filter; layer 2 is a 5 µm polypropylene filter; layer 3 is the membrane filter, such as nylon, PVDF, PTFE, etc., which filters down to 0.45 µm.

Polydisc GW and Polycap GW related products

Polydisc GW and Polycap GW have been developed for the preparation of larger volumes of groundwater samples for the analysis of dissolved heavy metals. The Polydisc GW and Polycap GW feature a stepped hose barb connection on the inlet and outlet for easy fitting with various tube sizes.

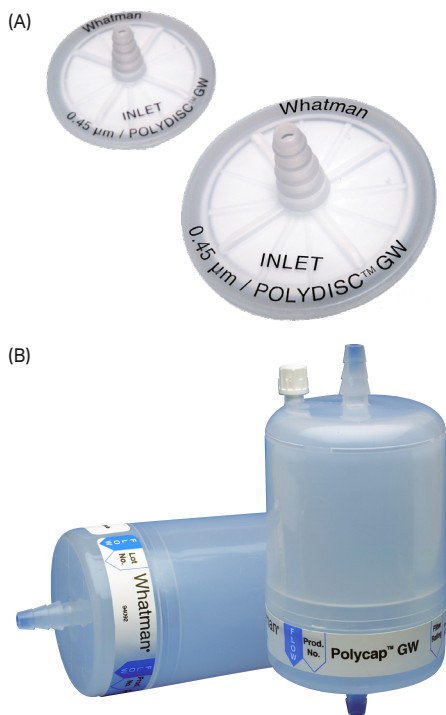


Fig 3. (A) Polydisc GW has a filtration area of 20.4 cm². (B) Polycap GW is larger with a filtration area of 600 cm².

Ordering information

Product	Quantity	Code No.
GD/XP Syringe Filters		
GD/XP 25, 0.45 µm nylon	150	6970-2504
GD/XP 25, 0.45 µm nylon	1500	6971-2504
GD/XP 25, 0.45 µm PES	150	6994-2504
GD/XP 25, 0.45 µm PES	1500	6995-2504
GD/XP 25, 0.45 µm PVDF	150	6972-2504
GD/XP 25, 0.45 µm PVDF	1500	6973-2504
GD/XP 25, 0.45 µm PP	150	6978-2504
GD/XP 25, 0.45 µm PTFE	150	6974-2504
GD/XP 25, 0.45 µm DpPP	150	6993-2504
Polydisc GW and Polycap GW		
Polydisc GW, 0.45 µm nylon + quartz fiber	20	10 463 400
Polydisc GW, 0.45 µm nylon + quartz fiber	50	10 463 401
Polycap GW, 0.45 µm PES	1	6714-6004
Polycap GW, 0.45 µm PES	100	6724-6004

HUBERLAB.

committed to science

HUBERLAB. AG
Industriestrasse 123
4147 Aesch

T +41 61 717 99 77
F +41 61 711 93 42

www.huberlab.ch
info@huberlab.ch

cytiva.com/whatman

Cytiva and the Drop logo are trademarks of Global Life Sciences IP Holdco LLC or an affiliate. Whatman is a trademark of Global Life Sciences Solutions USA LLC or an affiliate doing business as Cytiva.

© 2020 Cytiva

All goods and services are sold subject to the terms and conditions of sale of the supplying company operating within the Cytiva business. A copy of those terms and conditions is available on request. Contact your local Cytiva representative for the most current information.

For local office contact information, visit cytiva.com/contact

CY14462-01Oct20-DF

